

# DE LA PECHE SPORTIVE EN MER

## F.I.P.S -M

A.s.b.l – Association sans but lucratif

Registre de Commerce et des Sociétés Luxembourg F7236



# BOAT ANGLING RULES

## English

(Version: 2024)

## **Table of Contents**

RULES FOR BOAT ANGLING .....	3
A. Angler Categories.....	3
B. Team Composition.....	3
C. Angling from Anchored Boat .....	4
D. Hand Angling from Anchored Boat.....	8
E. Angling from a Drifting Boat .....	9
F. Angling from Drifting Boats with Artificial Lures .....	10
G. JIG – Angling from Drifting Boats.....	12
H. Rules for Light Tackle Boat Fishing .....	13
I. Classification .....	15
J. Results and Trophies.....	22
K. Protest.....	23
L. Fishing Positions on the Boat and Fishing Area.....	24
M. Plan for Position Changes when Drift Fishing.....	27
N. Annexe .....	28

**The General Rules also apply to Boat Angling**

# RULES FOR BOAT ANGLING

Disciplines for Boat Angling:

- A. Angling from Anchored Boats
- B. Hand Angling from Anchored Boats
- C. Angling from Drifting Boats
- D. Angling from Drifting Boats with artificial lures
- E. Jig Angling from Drifting Boats
- F. Light tackle Boat Angling

For all kinds of Boat Angling, the competitors must have a standard life-jacket which is obligatory worn while on the boat.

## **A. Angler Categories**

1. Seniors (Ladies)
2. Masters ( $\geq 55$ )  
To participate in the Masters competition a competitor must become 55 years-old in the year of the competition.
3. Juniors (U21) (boys and girls)
  - The competitors for Boat Angling having 16 to 21 years between the 1<sup>st</sup> of January and the 31 of December of the year of the championship can participate as JUNIOR (U21).
4. A club team can be composed of anglers from the different categories.
5. Pairs of a Light Tackle team can be composed of anglers from the different categories (at least one adult).

## **B. Team Composition**

1. A competitor is only allowed to compete for his own National Federation whichever country he may be living.  
In the case of participants with multiple nationalities, the nationality under which the competitor is federated (only one national federation is possible) and under which he takes part in a FIPS-M competition for the first time prevails.
2. A national team which participates in a FIPS/M Boat Angling competition should comprise of five but at the very least four anglers.  
A club team which participates in a FIPS/M Boat Angling competition should comprise of four but at the very least three anglers.

For Light Tackle (Pair Angling), a team which participates in a FIPS/M competition should comprise of three but at the very least two pairs.

3. For club competitions, a maximum of 5 different clubs per nation can participate plus the winning club from the previous year.
4. For Master competitions, a maximum of 2 teams per nation can participate.
5. The names of team members have to be communicated and written to the organizer of the FIPS/M competition at least 30 days before the beginning of the competition.
6. Any changes of a teams registration whether it be the names or the reserve must be communicate to the delegates of FIPS-M and to the organiser on arrival that means the evening before the captains meeting.
7. Prior to the initial captains meeting each team captain must check that his listed competitors and reserve are correct and in the right order and sign the document accordingly.
8. It is possible to replace a team member before the start of each competition day. The replacement must be communicated in writing and given to the organiser or to the International Jury latest one (1) hour after the proclamation of the daily results.
9. It is the choice of the team captain to change his team by using the reserve if required. This change must be registered by the timing as laid down by the organisation at the captains meeting.
10. Replacements are only possible with the reserve competitor registered on the registration form.

## **C. Angling from Anchored Boat**

1. Definition of the Boat Angling Discipline

The Boat Angling Discipline is defined by the type of angling taking place with the rod being held in the hand during throughout the competition. The angling action is defined as follows: the complete line (main line and the trace) are in position in the sea with leads touching the seabed.

2. A rod and reel must be used while fishing from an anchored boat.

A reserve rod and reel is allowed assembled but without traces .

The construction of the trace is free, it is possible to use on the hook-lines attractive materials, like bright spoons, octopus, coloured floating or non floating pearls (maximal size 15 mm), coloured feathers, fluorescent parts and so on.

The hooks must be baited with natural baits provided. It is allowed to use an elastic band for fixing the baits on the hook. The hook-line is the part of the trace with the hooks. The length of the trace cannot exceed the length of the used rod and the trace can be made of metal wire.

The competitor may have reserve hook lines as clips without baits.

- For Boat Angling a maximum of three single hooks are permitted on the trace.  
For the Mediterranean, the hooks must have a minimum bend of 5mm, for all other seas the hooks must have a minimum bend of 7mm.  
Any competitor using or being in possession of incorrect hooks during the competition will be disqualified. In case of doubt only the official FIPS-M calibers are valid.



- For angling from anchored boat only those natural baits are allowed, which are distributed by the organizer in equal quality and sufficient quantity to all competitors before the start of the competition.
- The competitors positions on the boat during a World or Continental Championship should be spaced at minimum of 1.5 meter. The number of places depends on the size of the competition boats. Each competitor will change his angling position 3 times during the competition (= 4 different positions) every 75 minutes, according to the changing plan of competition places ([see annexe](#)). During the changeover of angling positions there will be a 10 minute break.


Angling from Drifting Boat (big boats) the changing of competition places is only made once (see annexe).

- Overhead or side casting is not allowed. The swinging of the angling line (under arm casting) is permitted.
- Competitors positioned near the anchor should use heavier weights so as not to disturb other anglers fishing downtide. The weight of the lead used should be determined by the sea and weather conditions.

Competitors positioned on the stern may use lighter ground-weights, however the minimum size of weight allowed is 30 grams.

All weights must remain on the seabed while fishing. Midwater angling is not permitted and may lead to the disqualification of the competitor.

The terminal lead must have a weight of at least 30 g. A second lead (non-sliding) can be attached to the leader.



8. While playing a fish assistance from others is not permitted until the fish is close to the net.
9. In the case of a competitor leaving his position or putting the rod down continuous on the rail or deck any fish caught during this period will be disqualified; the same will apply while playing a fish.

If the used ground weight exceeds 500.-gr, it is possible to put down the rod on the deck rail, but while playing a fish the rod must not be put on the rail.

Contacts with the rail due to the movements of the boat are permitted.

10. During angling from an anchored boat, besides the competitors, the stewards, the crew and a competitor may help to land the fish with the net.
11. Competitors must bait their own hooks.
12. The start and the end of the competition will be announced by the stewards after the descent resp. ascent of the anchor.

Fishing before or after the official signal is not allowed. After a first warning from the steward, the competitor will be disqualified.

13. A fish caught while retrieving the line after the signal for the end of the competition will be taken into account for the classification. The same is valid for the retrieving for a place change of the boat.
14. In the case of navigation or the security problems, the skipper has the authority to change the position of the boat.

Other changes of the boat's position will require a majority decision of the competitors.

In case of tie there is no change of boat's position.

Only 2 changes of the boat positions are allowed to requested by the competitors. These cannot exceed 10 minutes each (time after the anchor is on board). A time adjustment for lost time due to position changing is not possible.

If the rope is released when the boat is anchored, this will be considered as a change of position of the boat.

15. The first fishing position on the boat is drawn by the competitors after the boat has anchored at it's first position.
16. The use of floats is not permitted.
17. If a fish is hooked by several competitors in its mouth, the fish will be disqualified.
18. If a fish has a hook in it's mouth and while playing the hook of another competitor hooks in the body of the fish; the fish will count for the competitor's hook which was in the mouth.
19. If a fish has several hooks of the same competitor in its mouth and in its body, the fish will be accepted for classification.
20. When a fish has a hook in its body and not in his mouth, it will not be accepted for the classification.

21. Intentional "hooking and snatching up" leads to disqualification.

22. Certain species of big fishes, that are under protection, like some species of giant rays and tope, may be accepted alive for the classification. A condition is, that they are handled with caution and put back into the sea immediately.

A capture of these fishes requires careful handling, equipment that causes harm to the fish while landing is not permitted.

The classification of these species of fish will be done according to their length, or according to the specifications determined in the announcement of the event.

Measuring and unhooking should be done if possible below the surface of the water. The measuring and the capture of these fishes must be certified by the steward and must be confirmed by two witnesses and signatures on the competitors competition card.

23. Landing a fish has priority. Other competitors must not disturb a competitor while he is playing the fish.

If several fishes are caught at the same time, anglers must come to agreement amongst themselves.

24. Reserve tackle must be positioned on the boat in such a manner not to interfere / disturb the other competitors while fishing.

25. The fishing and landing tackle must be used in such a way not to endanger other people.

26. Any fishes caught must be handled with care.

27. For big fish which must be kept separately, labels or marking tape must be provided to tag these fish. The label must be fastened as tight as possible to the caudal fin of the fish; the tape must mention the name of the boat, the name or number of the competitor and the date of the catch.

28. Competitors who have taken drugs, alcoholic drinks and are obviously not capable to handle their fishing equipment in an efficient way will be excluded from the competition, and will be disqualified.

29. For club competitions, individual classifications are only used to establish daily team results. There will be no final individual classification published or rewarded.

30. On the boat, only one container per angler is allowed for storing fish.

## **D.Hand Angling from Anchored Boat**

1. Boats used for Hand Angling should be large enough for 4 competitors, one steward and a skipper. Boats should be equipped with two anchors. It is forbidden to use an anchor on the bow and a second on the stern of the boat.
2. During the competition boats have to respect a distance of 20 meters between each other.
3. For Hand Angling the competitors are allowed to use one "Hand Line" (no rods allowed). Reserve hand lines are allowed, but they can not be prepared with bait.
4. The line can have a maximum of 3 single hocks.
5. The assembling of the hand line is free, but must not have any metallic parts and can have a maximum length of 1.5 meters.
6. The leads weight cannot be less than 30 grams.
7. Hand Angling must be done on the sea ground and the use of floats is forbidden.
8. Casting is allowed as long as there is no danger for the people on the boat. All kind of chum (attraction food) is forbidden.
9. The use of the landing net is personal. But for a short time it could be given to another competitor. A further landing net supplied by the organizer must be available on every boat.
10. The catch must be kept in net bags given to the competitors by the organizer. At the end of the competition the catch must be given to the jury boat, which collects all caught fishes.
11. At half time of the competition the competitors will proceed at the changing of competition positions following the foreseen plan (see annexe).
12. Lowering the trace, the striking and playing of the fishes must be done by hand.  
The line can glide over deck rail only during the playing of the fish.
13. Each club can participate with two teams (A and B ) which consists of three competitors. The minimum age of the competitor is 18.
14. At the start of each competition day competitors are assigned to boats by a draw. If a nation has several national or local teams etc.. it is possible that on one boat you can have competitors of the same nation but different teams. If several clubs of the same nation participate, it is possible that competitors from a nation, but from different clubs, will be on the same boat,. At the end of each day a boat and an individual classification will be established, following the FIPS/M rules, in order to establish the team classification.

There is no final individual classification.



## **E. Angling from a Drifting Boat**

1. Competitors should use an adequate lead to make sure that their trace does not drift into the competitor's lines on the opposite side of the boat.  

A 250 g minimum weight should be used. If warned by the steward for repeated tangling of the same competitor's line by his own fault, the competitor will be disqualified.
2. While drifting equal time should be allocated to both sides of the boat at a minimum of 30 minutes interval.  
If the competitors change place from one side of the boat to the other, for example at half-time, the boat will not be turned.
3. In case of change of competition places on the boat, a minimum break of 10 minutes must be allowed. ([see plan for changes](#))
4. The time taken for changing the boat's position cannot be added to the the competition time.
5. In accordance with the steward, a change of the boat's position is possible by the majority request of the competitors, however the boat must remain in the fishing zone. In case of a tie the boat doesn't change.
6. Boats are allowed to change the drifting place in the competition zone as often as required.
7. In a competition with several boats, they should not be drifting just one behind the other
8. The crew of the boat should keep the drift direction at a 90° angle to the boat if possible.  

Fishing is only allowed when the the boat is in the correcte position.
9. The competition will start and finish by an acoustic signal done by the steward or the skipper. After one single warning by the steward, fishing before or after the signal will lead to disqualification
10. The rod using during the competition may be placed and fixed against the boat's side after it has been controlled. While playing a fish the competitor can't rest his rod on the rail or any other part of the boat.
11. If any time is lost trough an error by the skipper or the crew during the drift, the lost time should be recuperated.

## **F. Angling from Drifting Boats with Artificial Lures**

1. Each lure of “pirks/pilkers” of any weight, size, shape and colour is permitted. Allowed as a main hook on the “pirk/pilker”, is a single hook, a twin hook or a three prong hook / treble hook maximum.

In case a jumper is used, it may be fixed at a maximum distance of 40 cm above the attachment point of the “pirk/pilker”. The maximum of the jumper line is 15 cm. (fig. 3)

Hooks used may have coloured parts like, feathers, tiny plastic tubes, etc.

Instead of a “pirk/pilker” with a treble hook and one jumper, the use of two jumpers (fig.5) at a maximum distance of 80 cm from the lead, without hook, is permitted. In this case casting is forbidden.

2. Casting of the “pirk/pilker” is allowed, if there are no jumpers below the “pirk/pilker” hook.
3. Competitors must make sure the casting area is clear of danger.

Casting the “pirk/pilker” can only be done, if the competitor is certain, that he can do it without risk of wounding anyone on the boat. Competitors should notify others when casting.


4. Casting of the “pirk/pilker” must be done if possible at a right angle to the side of the boat.

In case of an oblique drift, casting must be done in the drift direction and in a parallel direction to the lines of the neighbour competitors.

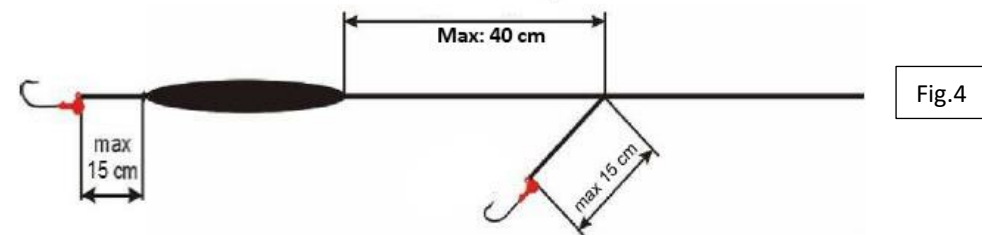
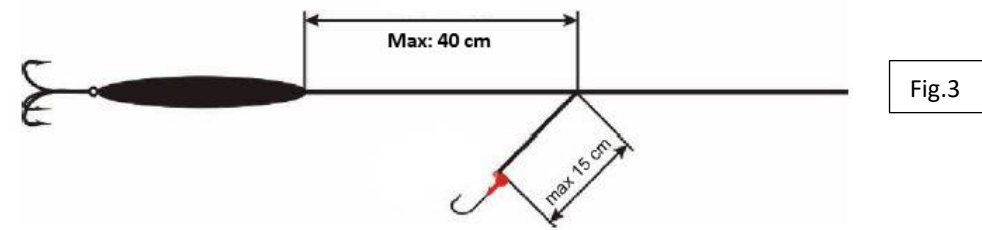
On the bow and stern, respectively casting can be done further away from the boat, without disturbing the other competitors.

5. Assembly of fishing lines

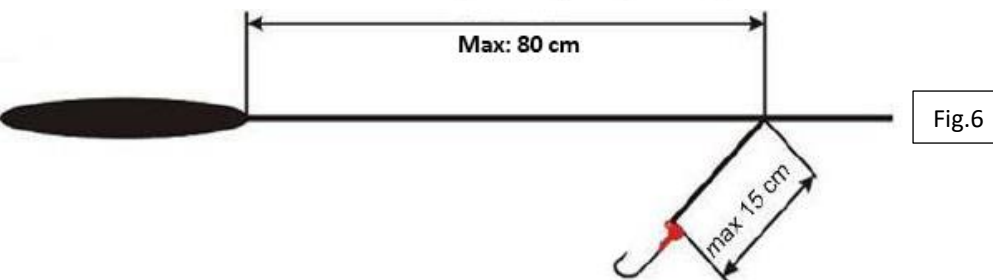
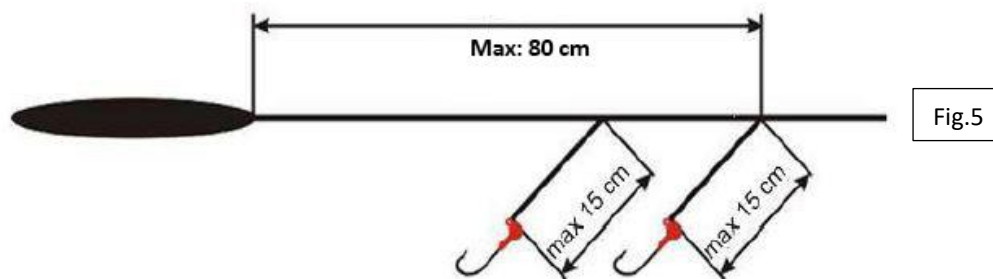
A pilker can be armed with a triple hook with three points maximum (Fig.1). The triple hook must not be wider than 30 mm. (It must pass through a ring 30 mm in diameter) or a single hook (a gig head with a single hook) with a maximum opening of 20 mm (Fig.2).



Lures as indicated above (Fig.1 and Fig.2) plus a gig with a single hook with a maximum opening of 20 mm at a maximum distance of 40 cm from the main lure (Fig.3 and Fig.4).



Weight without hook with one or two gigs, at a maximum distance of 80 cm from the weight (Fig.5 and Fig.6).



## **G. JIG – Angling from Drifting Boats**

1. Sinkers of any weight, and “pilk” without directly fixed hooks, are allowed for fishing on the seabed or in mid-water.
2. Three single hooks fixed above the weight or the “pilk” are permitted. Hooks can be jig hooks or fly hooks or simple hooks. Also two hooks can be above the weight or “pilk”, and 1 below.
3. Any hook under the weight or “pilk” must be fixed by a hook-line, with a maximum length of 25 cm (measured from the bend of the hook to the attachment point of the ground weight or “pilk”).
4. The maximum hook line allowed is 25 cm. (measured from the bend of the hook to the direct trace-line).
5. Any type of hook may be used for jigs or sea flies as long as they do not exceed the weight of 15 grams.
6. All hooks must be baited with natural baits provided by the organisation.
7. Traces can be pulled up and down to attract fish.
8. The total length of the trace, including hook lines, weights and “pilks” must not exceed 1,50 m. (measured from the attachment point of the swivel to the bottom of the weight or “pilk”, or to the hook bend below the weight or “pilk”).
9. Weights or “pilkers” should be cast carefully, with a safe under the arm cast, in such a manner, that no other competitor is endangered or obstructed.
10. Weights and “pilks” should be controlled on the sea-ground, or to be heavy enough, so that they do not drift under the boat and obstruct anglers on the opposite side of the boat.

## **H. Rules for Light Tackle Boat Fishing**

1. Line used shall be restricted to 4kg maximum breaking strain. Lines will be supplied by the organisers. No other line may be used.
2. The teams may consist of 6 anglers (= 3 pairs). There will be two anglers per boat from the same team competing as pairs. The results from the two best pairs will count for the team ranking and the individual pair result will count for the individual pair ranking.
3. Anglers are allowed to fish with a maximum of two rods and reels. Only one additional spare rod and reel per angler; not rigged, will be allowed on the boat.
4. Casting of rods is allowed as long as there is no danger for the people on the boat.
5. The rod length is restricted to between 1.5m and 3m.
6. All boats provided for a tournament will be similar in size and equipped.
7. Fish may only be landed / netted from the boat on which the angler hooked the fish.
8. All fish must be measured on the boat and then released, according to the appropriated guidelines as specified in Paragraph "1 – Classification". Once the fish has been released only then may the rod again be used for fishing.
9. An angler may not receive any assistance by a person from another boat.
10. The angler, his partner or the skipper may not leave the boat while playing or netting/landing the fish.
11. Not more than 2 separate hooks may be used per rod.
12. Double or treble hooks may only be used if attached to a factory produced artificial lure.
13. Only natural baits provided by the organiser may be used. The catching of fresh bait or bait fish is not permitted.
14. Chumming is allowed with the natural bait provided. Artificial liquids or any other attraction foods are forbidden.
15. An angler's rod may not be handled by anyone other than the angler himself while the rod is "alive". An angler's rod is considered "alive" when there is a hook or lure attached and the line is in the water.
16. An angler cannot have any help playing a fish from his partner or from the boat skipper or marshal. The pair partner may assist in baiting hooks.
17. The angler may request his boat partner, the boat skipper or the steward marshal or captain to net the fish.
18. The length of the trace must not exceed the length of the rod and can be made of any kind of material. The line to make spare trace lines, must be on the original spool. The total length of the trace is measured from where the single 4kg line terminates to the end of the trace whether it is the sinker or the hook.
19. A fish hooked by 2 anglers will not count for the classification.

20. No float or bung exceeding 50mm in diameter in any direction shall be used in any competition.
21. A Fish hooked but not landed at the expiry time of the competition may be played for 1 (one) additional hour on condition that the organisers are notified. All other "live" rods must be removed from the water, any fish hooked after the expiry time will not count.
22. Boats may not anchor, place an anchor or anchor rope within 50m from another boat unless agreed between the boats.
23. The Anglers may decide to change position as many times as needed, if safety permits, within the angling area.
24. The full crew of the boat will be the skipper and or marshal and the 2 (two) anglers of the pair.
25. Species of fishes: All saltwater species. No Tobi, Octopus, Crustaceans, Shell fish, Sea Barbel, Eels, Dory's (Spiny Dogfish) or any fresh water fish shall be legible for weighing.
26. Angling area: Saltwater: Tidal Rivers, lagoons, and harbour areas under control of the port captain.
27. The championship/competition area shall be closed for all competitors for 30 days before the start of the event. The organizer however must offer the possibility for practice angling at least under the same competition conditions at the area where the competition is to be held to all participants.
28. Fish measured incorrectly will not count.
29. If strong winds or a storm are predicted by the national weather service, the jury alone has the right to cancel an event. However, he may indicate alternative zones where fishing conditions are more favorable. In special cases, for instance in cases where people's life or the safety of boats is threatened, the jury has the right to suspend the competition. If a team is fighting with a fish at the time of suspension, they will have a maximum of 15 minutes to retrieve, measure and release the fish.  
Participants will be informed by radio about this decision. In this cases, each skipper has to confirm the receipt of the "Radio" call and announce the number of fish registered. The jury decides about the classification for this part of the competition.

# I. Classification

Competitions which are spread over several days require a separate individual and team classification for each competition day.

## 1. Classification by Weight:


- One 1 gramme responds to one point.
- The number and heaviest fish for each competitor must be record daily to be used in the case of a tie.

## 2. Classification by Measure:

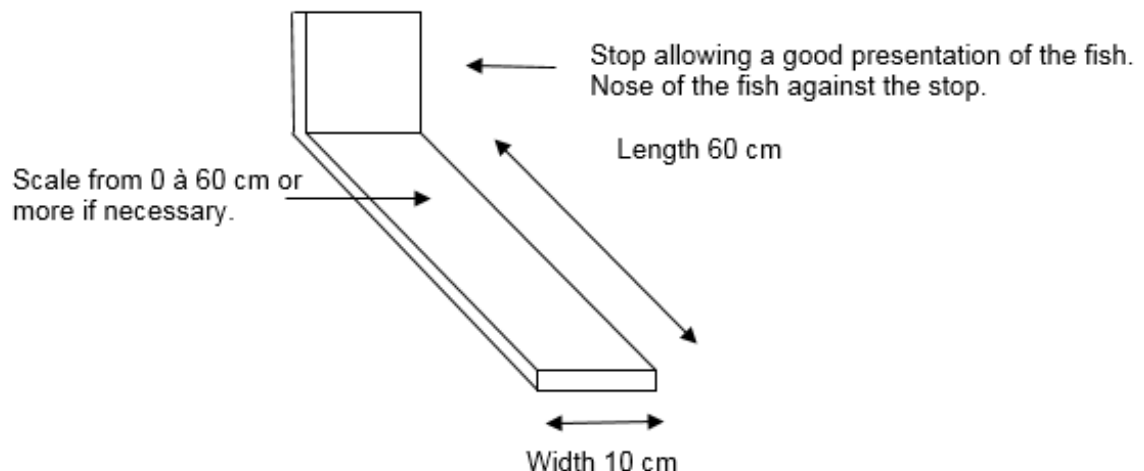
- For each caught fish with legal size 10 points
- For each centimetre (1 cm) 1 point
- For each part of a cm is rounded up 1 point
- The longest and number of fish must be recorded daily to be used in the case of a tie
- Only the steward is allowed to measure the fish, in the case of a dispute the FIPSm delegate will make the final decision.
- The length is measured from the tip of the mouth to the end of the caudal fin on a flat surface. Fish measurement should be taken, if possible, with the tail closed (see the figure).

### Position for the measure.

Fish measurement should be taken with the tail closed.



This is the plan which describes the dimensions of the measuring lath.



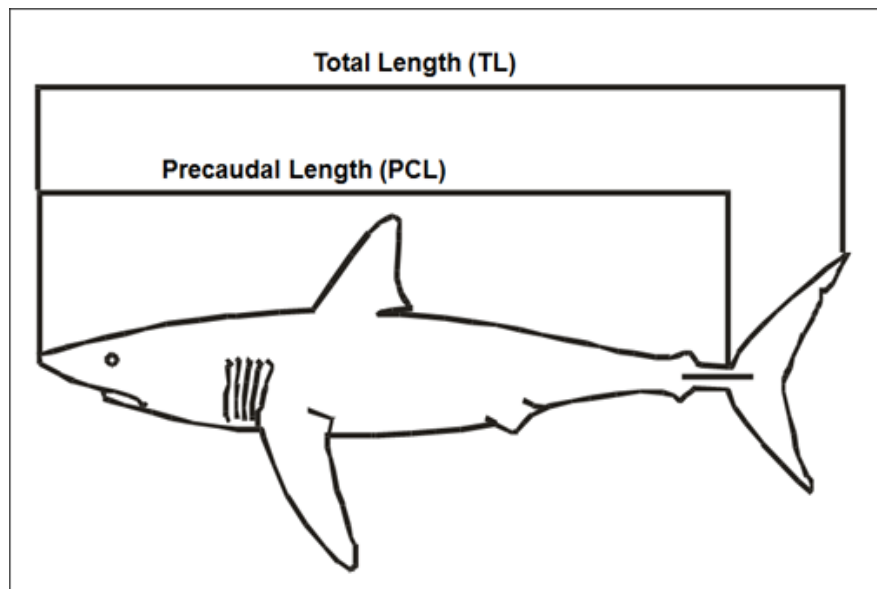
When a fish reaches the minimum size (12 cm in the Mediterranean resp. 18 cm in other seas) the fish is valid. In the case of the measurement system, the centimeters to be allocated must be rounded up, i.e. to 13 cm. This also applies to all subsequent measurements.

### 3. Classification by Points by "catch and release" fishing:

- Points allocated to each species or groups should be clearly published in the specification.
- The greatest numbers of points gained by a competition will determine the ranking order.
- The numbers of fish in each point category must be recorded to be used in the case of a tie.

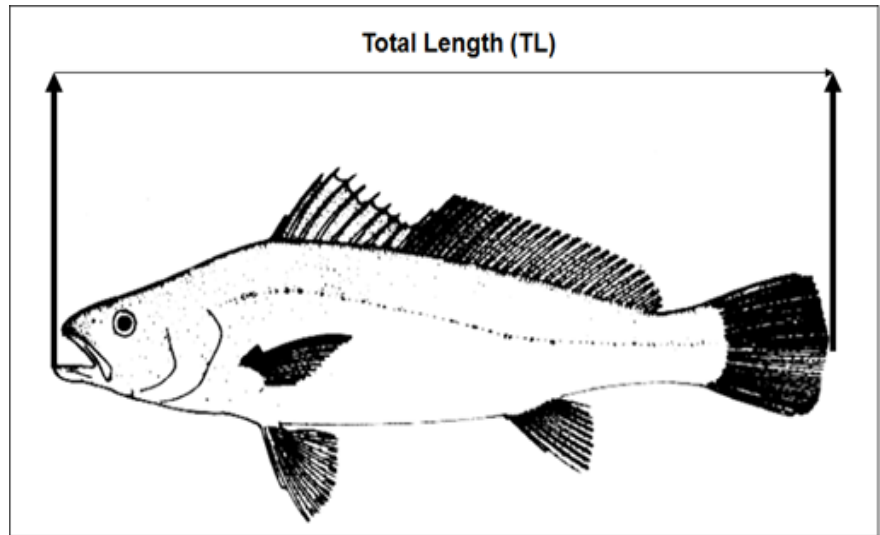
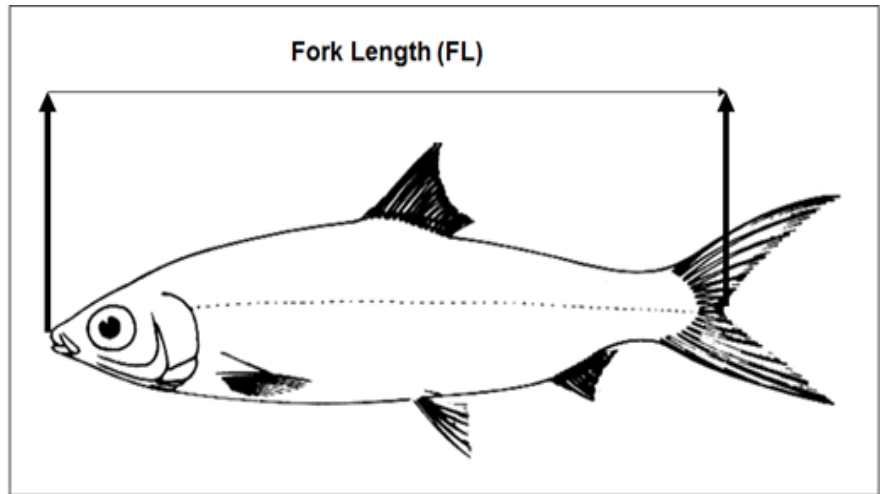
### 4. Classification by weight for "catch and release" fishing (Light Tackle Boat):

- a. Fish is measured in centimetre on the measuring tool supplied
- b. Fish is photographed on the measuring tool by the marshal (steward)
- c. The length is recorded on the weigh sheet by the marshal (steward) and signed by the angler
- d. The Fish length is converted from length to weight by using the standard length/weight conversion tables of the applicable country (ORI – Oceanic Research Institute)
- e. Minimum weight for classification will be 1(one) kg.
- f. Fish will be measured in 5 ways:
  - Sharks

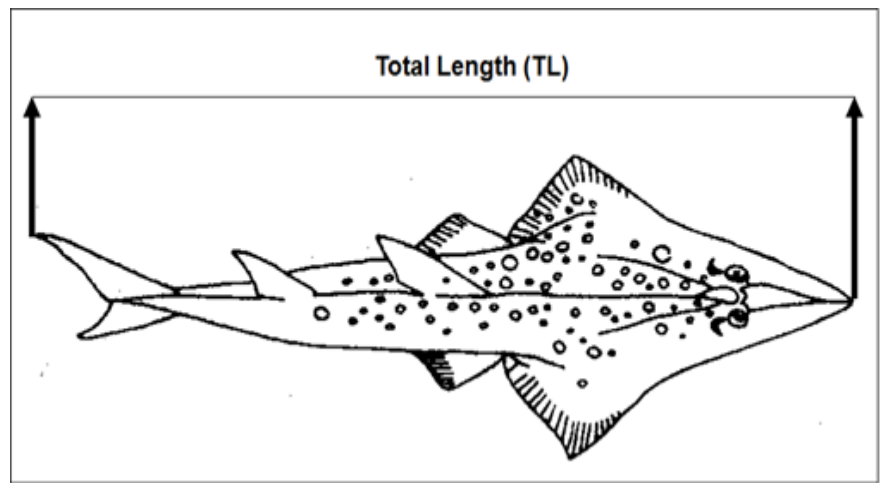




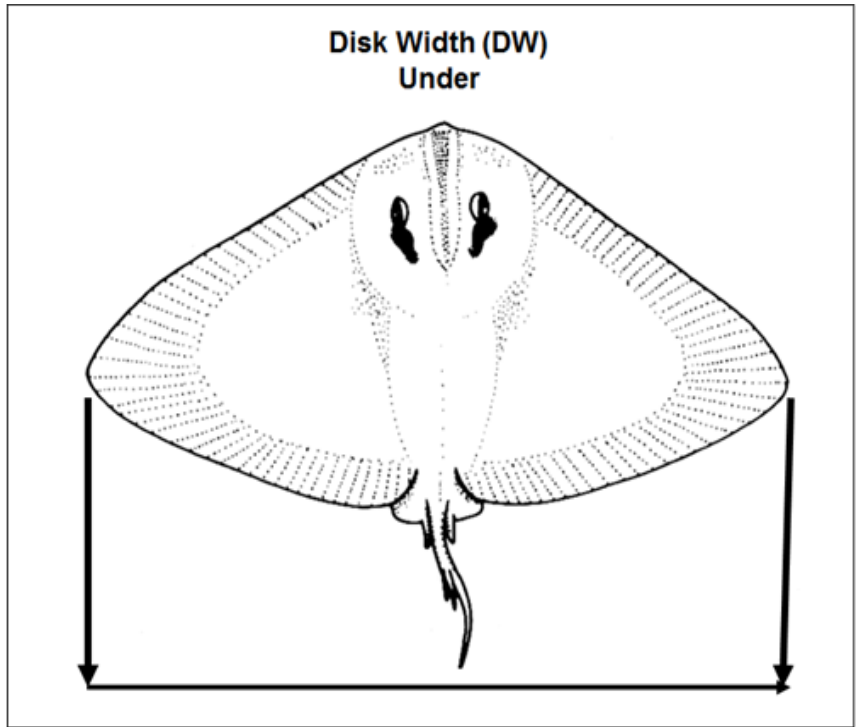
- Bony Fishes



- Sand Sharks



- Rays and Skates



## 5. Daily Classification

- The daily individual (pair) classification is determined by an anglers ranking in his sector compared to the same ranking position of anglers (pairs) in the other sectors
- Team Classification. A teams four best individual ranking positions (2 pairs) will count for the daily team classification.
- In the case of one or more sectors having less anglers (pairs) than the other sectors. For the daily individual classifications the sector with the least number of anglers (pairs) is used. The last competitors in the sectors with the greater number of anglers (pairs) will be ranked in the same position as the last anglers (pairs) in the smaller sectors (as per example below).

Example:

*Sector Classification*

Sector A (5 anglers)	Sector B (5 anglers)	Sector C (4 anglers)	Sector D (4 anglers)	Sector E (5 anglers)
1 3500 p	1 4100 p	1 3550 p	1 3800 p	1 4000 p
2 3400 p	2 3500 p	2 3300 p	2 3700 p	2 3600 p
3 3300 p	3 3200 p	3 3250 p	3 3600 p	3 3400 p
4 3100 p	4 2900 p	4 3000 p	4 3150 p	4 3200 p
5 2600	5 2800			5 3050

## Individual Classification

1. B1 (1<sup>er</sup> sur son bateau)
2. E1 (1<sup>er</sup> sur son bateau)
3. D1 (1<sup>er</sup> sur son bateau)
4. C1 (1<sup>er</sup> sur son bateau)
5. A1 (1<sup>er</sup> sur son bateau)
6. D2 (2<sup>e</sup> sur son bateau)
7. E2 (2<sup>e</sup> sur son bateau)
8. B2 (2<sup>e</sup> sur son bateau)
9. A2 (2<sup>e</sup> sur son bateau)
10. C2 (2<sup>e</sup> sur son bateau)
11. D3 (3<sup>e</sup> sur son bateau)
12. E3 (3<sup>e</sup> sur son bateau)
13. A3 (3<sup>e</sup> sur son bateau)
14. C3 (3<sup>e</sup> sur son bateau)
15. B3 (3<sup>e</sup> sur son bateau)
16. E4 (4<sup>e</sup> sur son bateau)
17. D4 (4<sup>e</sup> sur son bateau)
18. A4 (4<sup>e</sup> sur son bateau)
19. E5 (5<sup>e</sup> sur son bateau)
20. C4 (4<sup>e</sup> sur son bateau)
21. B4 (4<sup>e</sup> sur son bateau)
22. B5 (5<sup>e</sup> sur son bateau)
23. A5 (5<sup>e</sup> sur son bateau)

- d. For the Mediterranean Sea a minimum size of 12cm and for all other seas a minimum size of 15cm will be implemented on species which do not have a legal minimum size. For Light Tackle Boat Abgling the minimum weight for classification will be 1(one) kg.

## 6. Final Classification

- a. An individual final classification is determined by his daily rankings.
- b. A teams final classification is determined by their daily rankings.
- c. Competitors who have not participated during the entire championship will be listed with their respective daily scores below the final ranking position.
- d. The Reserve Angler who participated during each day of the competition in replacement of several members of its team, is not accepted to the final individual classification.
- e. The ranking of the training day will be used to validate the championship in case it is impossible to establish a final ranking, i.e., if less than 50% of the events could be completed. The ranking will be done according to our normal rules.

## 7. In a case of a tie in the Classification

### Daily individual classification

- In the case of a tie the angler with the highest number of fish will rank first.
  - If, after taking into account the highest number of fish there is still a tie, it is the angler (pair) with the heaviest/longest fish who will rank first.
- For « catch and release » angling (point system), the competitor with the highest number of fish with the best value (which is worth most points) will be first.

Example:

	Number of fish worth 1 point	Number of fish worth 2 points	Number of fish worth 3 points	Number of fish worth 4 points	Number of fish worth 5 points	Number of fish worth 6 points	Total of points	Total number of fish	Ranking

Angler 1	1	3	0	8	1	1	50	14	1
Angler 2	0	3	1	9	1	0	50	14	3
Angler 3	1	2	1	8	2	0	50	14	2

- If after these considerations there is still a tie the competitors will have an equal ranking.

### Daily team classification

- In the case of a tie in the daily team classification, the team with the highest weight or points of all 5 competitors will come first.
- If there is still a tie, then the team (5 anglers) with the highest number of fish of legal size will come first.
- And after that, the heaviest/longest fish of the 5 anglers of the team, will be considered. For « catch and release » angling (point system), first is the team with the highest number of fish with the best value (which is worth most points) of the 5 anglers (see example above: replace “angler” by “team”).
- If there is still a tie, then the teams will have an equal ranking.

### Final individual classification

- In the case of a tie the individual angler with the best daily position over all the days will come first.

	Day 1 (Place)	Day 2 (Place)	Day 3 (Place)	Sum	Best places	Ranking
Angler 1	1	3	4	8	1 ; 3	2
Angler 2	2	4	2	8	2	3
Angler 3	5	2	1	8	1 ; 2	1

- If the anglers still have an equal score after all the matches then you take into consideration the angler who has recorded the highest number of legal size fish during the competition days.

	Day 1 (Place)	Day 2 (Place)	Day 3 (Place)	Sum	Number of fish	Ranking
Angler 1	1	2	3	6	45	2
Angler 2	2	3	1	6	30	3
Angler 3	3	1	2	6	47	1

- If there is still a tie the angler who has caught the heaviest/longest fish, or for a point system, the angler with the highest number of fish with the best value (which is worth most points) over all the competition days will come first.

### Final team classification

- In the case of a tie in the final team classification, the team with the best day ranking over all the competition days will come first.

	Day 1(Place)	Day 2 (Place)	Day 3 (Place)	Sum	Best places	Ranking
Team 1	1	3	4	8	1 ; 3	2
Team 2	2	4	2	8	2	3
Team 3	5	2	1	8	1 ; 2	1

- If there is still a tie, then the team with the highest weight or number of points considering all the 5 anglers over all the competition days will come first.
- If the teams still have an equal score you take into consideration the team who has recorded the highest number of legal size fish during the competition days (5 anglers ; 3 pairs).
- If there is still a tie, then the team (5 anglers) who has caught the heaviest/longest fish or in case of «catch and release» angling (point system), the team with the highest number of fish with the best value (which is worth most points) of the 5 anglers over all the competition days will be first.

## 8. Rankings of competitors (and teams) without fish

- For competitors (pairs) without fish the formula below is used for their daily individual classification.

Sum of the not attributed places divided by the number of anglers (pairs) without fish (rounded up).

Example 1:

55 anglers in total : 48 caught fish - 7 without fish

→1-48 (normal rank)

Sum of the not attributed ranks:  $49+50+51+52+53+54+55 = 364 / 7 = 52$

To each of these 7 competitors without fish is given the place (rank): 52

Example 2:

45 anglers in total : 23 caught fish - 22 without fish

1-23 (normal rank)

Sum of the not attributed ranks: 24 to 45 = 759 divided by 22 = 34,5

To each of these 22 competitors without fish is given the place (rank): 35

- If all the competitors in a team have no fish the team is ranked 1 place after the last team with fish.

## 9. Generalities for classification

- a. In case of a perfect tie, the anglers / teams will have the same ranking place. The following place will not be assigned.

- b. Penalty: A competitor who tries to record undersize fish will be penalized unless the fish has been previously accepted by a steward.
- Any angler of a team bringing undersize fish to the scales will suffer a 10 point penalty for each such fish on a classification by length-points.
  - If it the classification is made on weight-system, the penalty will be 1lbs. or 0,500 kg for each undersize fish.
  - During catch & release competitions only the steward is allowed to measure the fish so no penalty can be occurred by the angler.
- c. If a fish has been measured and accepted by the steward, it is not longer necessary de remake a control during the weighing except in an obvious case of error:
- case of protest, announced at moment of control on the beach.
  - case of bad identification of a species.
- d. If a disputed fish which has been kept separate and marked on the control card is brought to the attention of the International Jury, delegates will make the final decision whether it is valid or not.
- e. Competitors who pack up early and leave the competition area without permission from the steward will be disqualified.
- f. Case of Disqualification: In case of disqualification of a competitor, the team result will be determined by the remaining four competitors. If there is less than four competitors remaining the whole team will be disqualified from the daily team results. The remaining competitors of this team will be considered just for the individual classification.
- g. In the case that an anglers catch is lost due to the organisation before they have been weighed, you take the average weight of all fish caught in his sector and then multiply the average weight by the number of fish recorded on the competitors card.

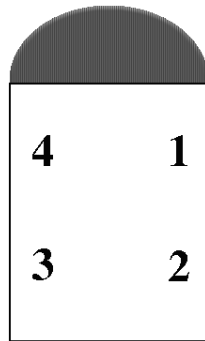
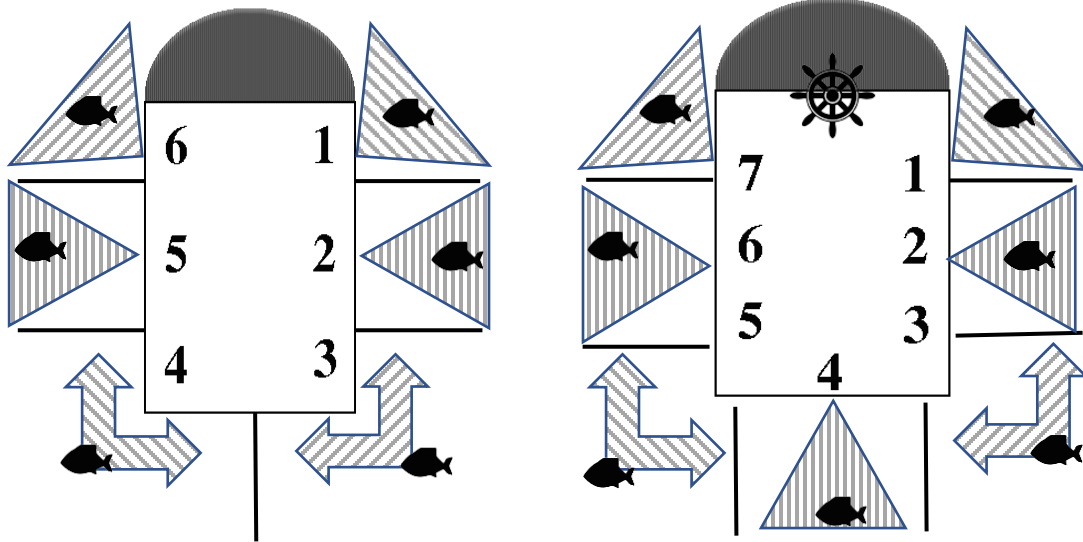
## **J. Results and Trophies**

1. The results must be published daily, these should be signed by the FIPSm delegates.
2. At least two hours before the proclamation of the final results of the competition, a copy of the results lists with all individual and team classification must be published.  
A copy of these lists shall be sent to, the FIPS/M general secretary.
3. During World championships or Continental championships, three individual medals and three team medals are provided by FIPSm.  
Team medals are presented to the competitors including the reserve and team the captains  
Individual medals will be presented to the top three anglers.
4. Other prizes for and trophies may be provided by the organisers for the most, heaviest unusual or as required.

## **K. Protest**

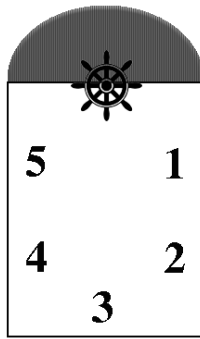
1. An amount of 100. € or an equivalent amount in another currency in the money of the country is due for every written protest presented to the international jury.
2. The jury meets at the latest one hour after the announcement of the results and takes a decision after one hour of deliberations. The decision is binding for each one.
3. The decision must be recorded in writing, and shall be sent to the general secretary of FIPS/M.
4. The jury must listen attention to the person, who presented the protest, the persons concerned and the competition manager if possible.
5. The decision of the jury shall be in accordance to the statutes of FIPS/M, to the FIPS/M competition rules, and with the agreements made for the event, and in this indicated order.
6. If the jury gives its agreement to the protest, a member of the jury returns immediately the protest fee to the plaintiff. The management of the competition takes the necessary measures to correct the situation, or eventually makes the necessary corrections.
7. If the protest is judged negatively the jury shall transfer the amount of the protest fee to the account of FIPS/M in the CIPS.
8. The decision of the jury has to be proclaimed.
9. In exceptional circumstances when a dispute cannot be resolved by the jury, it will be up to the FIPS-M Board to decide on a sentence, which may go as far as disqualifying a team or even a nation. The pecuniary consequences of such a decision may not be at the charge of FIPS-M.
10. It is the same when a team leaves the competition without having issued protest in good and due form to the Jury, the pecuniary consequences will be charged to the team or the nation it represents.
11. In that case the concerned federation cannot claim with the participation of a team the next year in the concerned discipline

## L. Fishing Positions on the Boat and Fishing Area

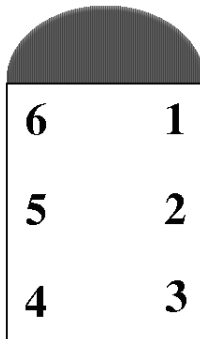


Pos.1	Pos.2	Pos.3	Pos.4
1	3	2	4
2	4	1	3
3	1	4	2
4	2	3	1

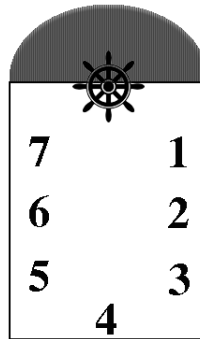





Pos.1	Pos.2	Pos.3	Pos.4
1	3	5	2
2	4	1	3
3	5	2	4
4	1	3	5
5	2	4	1




Pos.1	Pos.2	Pos.3	Pos.4
1	4	3	5
2	6	1	4
3	5	2	6
4	2	6	3
5	1	4	2
6	3	5	1



Pos.1	Pos.2	Pos.3	Pos.4
1	6	4	7
2	7	3	5
3	1	5	2
4	5	2	6
5	2	6	1
6	3	7	4
7	4	1	3



Pos.1	Pos.2	Pos.3	Pos.4
1	5	3	7
2	6	4	8
3	7	1	5
4	8	2	6
5	1	7	3
6	2	8	4
7	3	5	1
8	4	6	2

	
9	1
8	2
7	3
6	4
	5

Pos.1	Pos.2	Pos.3	Pos.4
1	7	2	9
2	8	4	1
3	9	5	7
4	6	1	8
5	1	3	6
6	2	9	4
7	3	8	5
8	4	6	2
9	5	7	3

10	1
9	2
8	3
7	4
6	5

Pos.1	Pos.2	Pos.3	Pos.4
1	8	3	7
2	7	5	8
3	6	1	9
4	10	2	6
5	9	4	10
6	3	9	2
7	2	8	3
8	1	6	4
9	5	10	1
10	4	7	5

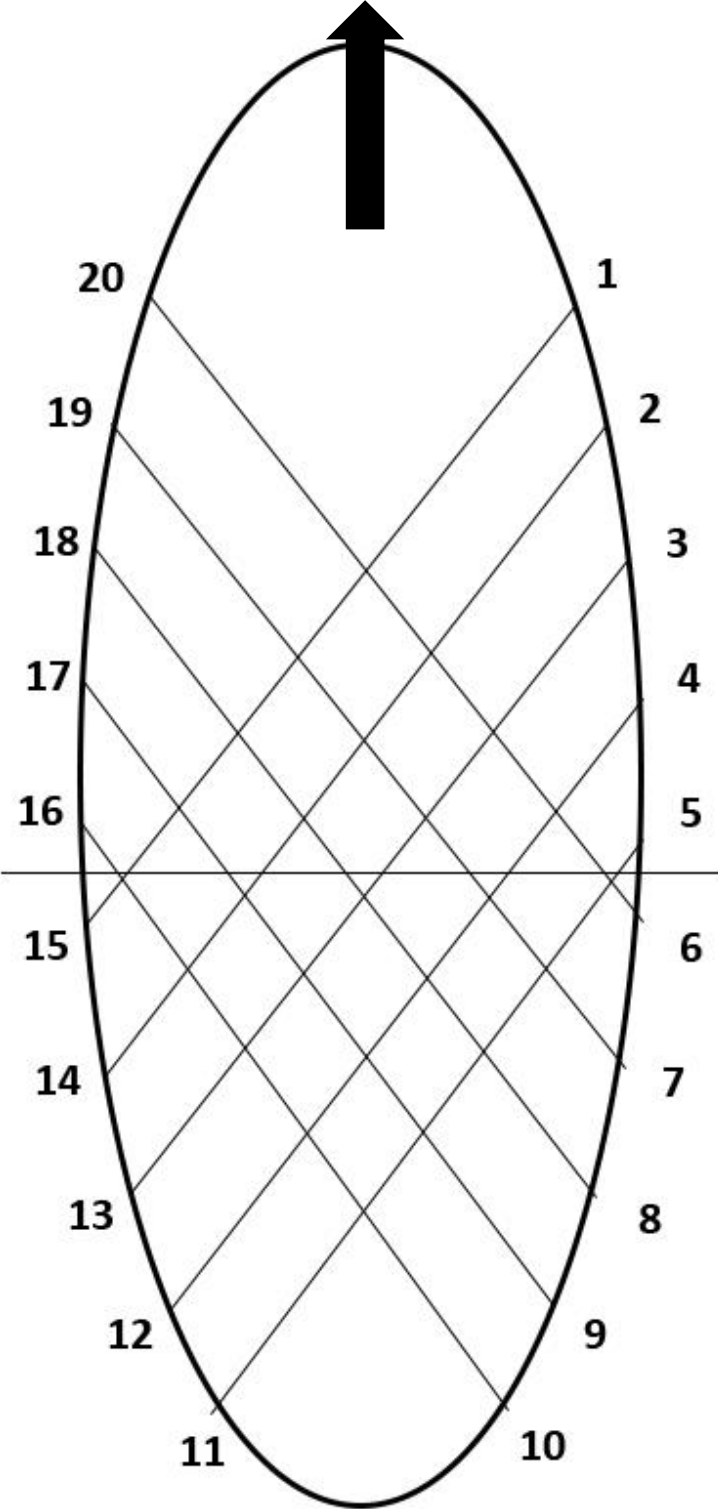
12	1
11	2
10	3
9	4
8	5
7	6

Pos.1	Pos.2	Pos.3	Pos.4
1	9	5	12
2	8	6	10
3	7	4	11
4	12	2	7
5	11	1	9
6	10	3	8
7	3	11	4
8	2	10	6
9	1	12	5
10	6	8	3
11	5	9	1
12	4	7	2

14	1
13	2
12	3
11	4
10	5
9	6
8	7

Pos.1	Pos.2	Pos.3	Pos.4
1	11	6	10
2	10	5	11
3	9	7	12
4	8	3	14
5	14	4	8
6	13	2	9
7	12	1	13
8	4	11	3
9	5	12	2
10	6	13	1
11	7	14	4
12	1	8	5
13	2	9	6
14	3	10	7

# M. Plan for Position Changes when Drift Fishing



Example :  
**MORNING :** Position 4  
**AFTERNOON :** Position 12

## N. Annexe

### Cases of disqualification (non-exhaustive list)

- Any competitor who uses or possesses hooks outside of FIPS-M rules during competition.
- The use of additives for baits (such as dyes or odorants).
- The use of bait other than that provided by the organization
- Use of unauthorized equipment
- The action of trying to hook the fish with jerky movements or line jumps
- Place more than 3 floats per leader
- Place floats larger than 15 mm (1.5 cm)
- Keeping or trying to present for measure a fish not caught by himself to the commissioner
- Dispute and violent fight between 2 anglers lead to the disqualification of both
- Smoking and drinking alcoholic beverages in the fishing area or on the boat by the angler, the captains and the officials will lead to the disqualification of the persons involved.

### Warning of the angler (non-exhaustive list)

(The angler's second warning in evidence results in disqualification even if the offense is repeated on another day of the competition)

- Resuming fishing before putting the captured fish in a container with fresh water. The fish will not count for the ranking and the angler will be warned. He will be disqualified imperatively in case of repetition.
- Casts must be made straight ahead of the angler's position. In certain circumstances (very strong winds or currents) casting can be done upstream, but always in a way that other anglers are not disturbed.
- The choice of weights is free; however, the weight cannot be less than the authorized weight. In extreme weather conditions, heavier weights or even grapple weights must be used so as not to disturb neighbouring competitors.
- Permission to leave the competition area for a short time may be given by the steward. In this case the line must be taken out of the water.
- Incorrect behaviour towards the steward or jury by the competitor or the captain
- At the end of the event, the competitor must retrieve his line quickly unless he is retrieving a fish hooked just before the end of the event.
- The visible placement of the bib is mandatory.
- The use of a cell phone or other transmitter, fish detector, GPS, etc. by the competitor is prohibited.
- Fishing outside the position assigned to him by the draw (fish caught do not count and time lost will not be recovered)